



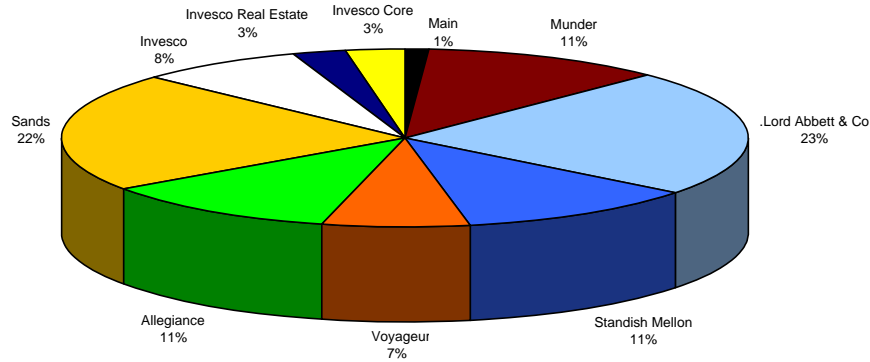
**POLICE & FIREFIGHTERS'
RETIREMENT SYSTEM**

CUSTODIAL REPORT
FOR THE MONTH ENDING MARCH 31, 2008

PRESENTED BY: Felecia Relief

**POMPANO BEACH POLICE & FIREFIGHTERS' RETIREMENT SYSTEMS
ASSET ALLOCATION
For the Month Ending March 31, 2008**

Retirement System Account Allocation

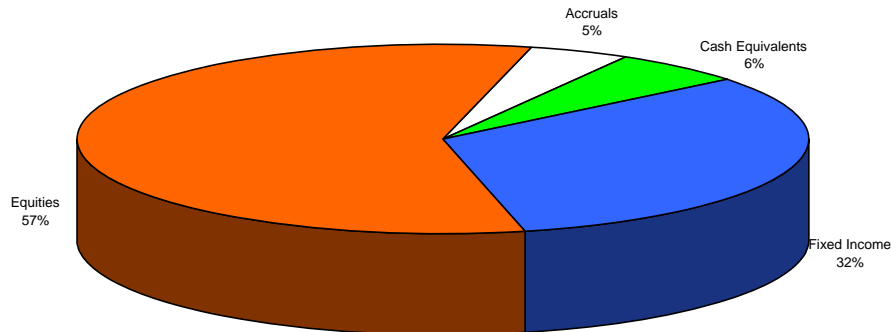


	Main		Munder		Lord Abbett & Co.		Standish Mellon		Voyageur	
	<i>MV</i>	%	<i>MV</i>	%	<i>MV</i>	%	<i>MV</i>	%	<i>MV</i>	%
Cash Equivalents	1,869,263.05	99.95%	301,894.71	1.56%	1,623,490.95	4.69%	2,344,555.59	12.18%	561,808.95	4.69%
Fixed Income	0.00	0.00%	18,931,743.58	97.63%	0.00	0.00%	22,641,151.08	117.60%	0.00	0.00%
Equities	0.00	0.00%	0.00	0.00%	38,145,439.43	95.21%	0.00	0.00%	11,412,364.03	95.21%
Net Invested Assets	1,869,263.05	99.95%	19,233,638.29	99.19%	39,768,930.38	99.90%	24,985,706.67	129.78%	11,974,172.98	99.90%
Accruals (Income/Trades)	986.81	0.05%	158,013.30	0.81%	-482,418.13	0.10%	-5,733,603.81	-29.78%	12,063.82	0.10%
Total	1,870,249.86	100.00%	19,391,651.59	100.00%	39,286,512.25	100.00%	19,252,102.86	100.00%	11,986,236.80	100.00%

	Allegiance		Sands		Invesco		Invesco Real Estate		Invesco Core Real Estate	
	<i>MV</i>	%	<i>MV</i>	%	<i>MV</i>	%	<i>MV</i>	%	<i>MV</i>	%
Cash Equivalents	2,967,788.06	15.38%	460,725.15	1.26%	677,477.43	2.11%	0.00	0.00%	97,618.22	2.11%
Fixed Income	18,640,091.45	96.58%	0.00	0.00%	0.00	0.00%	0.00	0.00%	0.00	0.00%
Equities	0.00	0.00%	36,196,009.00	98.74%	12,975,867.88	97.88%	4,260,306.88	100.00%	4,524,486.00	97.88%
Net Invested Assets	21,607,879.51	111.95%	36,656,734.15	99.99%	13,653,345.31	99.99%	4,260,306.88	100.00%	4,622,104.22	99.99%
Accruals (Income/Trades)	-2,307,247.56	-11.95%	2,619.18	0.01%	-97,348.03	0.01%	0.00	0.00%	268.41	0.01%
Total	19,300,631.95	100.00%	36,659,353.33	100.00%	13,555,997.28	100.00%	4,260,306.88	100.00%	4,622,372.63	100.00%

	Totals	
	<i>MV</i>	%
Cash Equivalents	10,904,622.11	6.41%
Fixed Income	60,212,986.11	35.38%
Equities	107,514,473.22	63.17%
Net Invested Assets	178,632,081.44	104.96%
Accruals (Income/Trades)	-8,446,666.01	-4.96%
Total	170,185,415.43	100.00%

Retirement System Asset Allocation

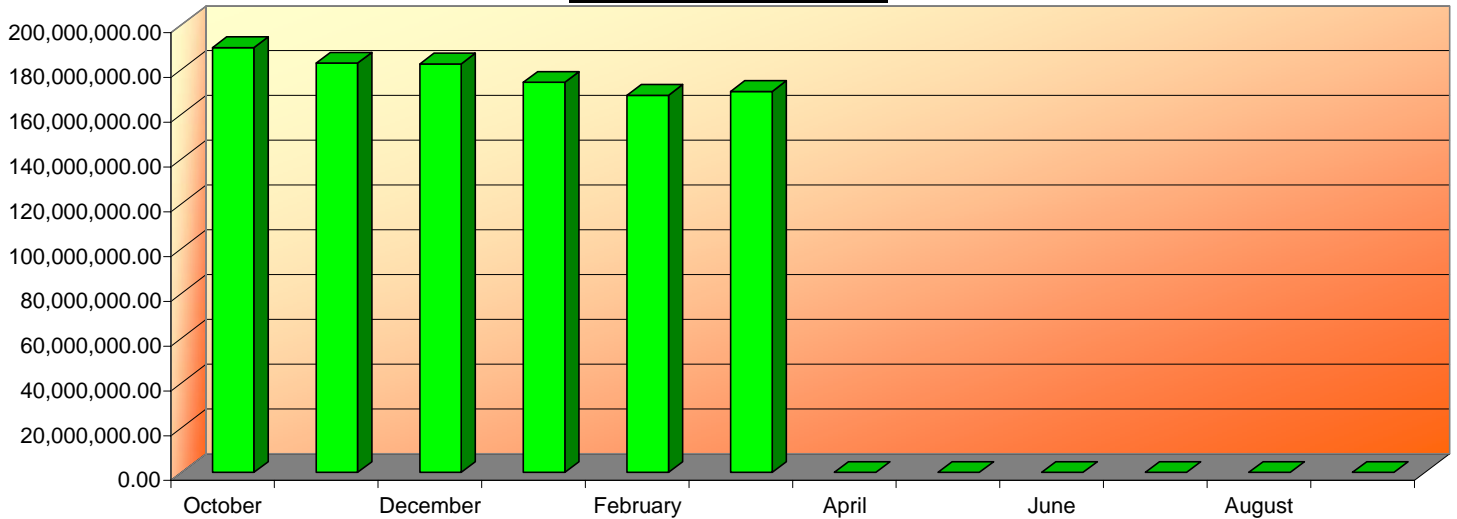


**POMPANO BEACH POLICE & FIREFIGHTERS' RETIREMENT SYSTEMS
ANALYSIS FOR CURRENT FISCAL YEAR
For the Year Ending SEPTEMBER 30, 2008**

	<u>October</u>	<u>November</u>	<u>December</u>	<u>January</u>	<u>February</u>	<u>March</u>	<u>April</u>
Beginning Market Value	184,744,030.24	189,758,297.75	182,808,549.21	182,502,129.89	174,264,374.51	168,472,470.50	-
Contributions to Fund							
Employee	154,732.68	199,499.47	150,668.35	148,529.07	169,000.16	1,637,010.25	-
Employer	-	-	1,637,010.25	-	-	125,752.84	-
State	513,249.46	-	-	-	-	-	-
Other	36,911.66	1,021.77	30,469.65	67,257.08	5,384.02	24,081.81	-
	<u>704,893.80</u>	<u>200,521.24</u>	<u>1,818,148.25</u>	<u>215,786.15</u>	<u>174,384.18</u>	<u>1,786,844.90</u>	<u>-</u>
Earnings							
Dividends	95,404.30	110,137.10	127,162.20	88,489.51	113,656.91	126,182.58	-
Interest	259,749.38	258,942.08	275,555.41	235,714.61	330,172.75	247,112.74	-
Accrued Interest Paid	47,578.09	48,557.40	(59,296.82)	36,493.73	(34,563.89)	(23,516.92)	-
	<u>402,731.77</u>	<u>417,636.58</u>	<u>343,420.79</u>	<u>360,697.85</u>	<u>409,265.77</u>	<u>349,778.40</u>	<u>-</u>
Less							
Benefit Payments	(856,261.62)	(1,706,219.74)	(1,012,110.44)	(46,040.74)	(1,751,235.11)	(8,681.80)	-
Expenses	(109,049.73)	(281,392.41)	(68,541.68)	(144,534.40)	(212,890.01)	(70,686.54)	-
	<u>(965,311.35)</u>	<u>(1,987,612.15)</u>	<u>(1,080,652.12)</u>	<u>(190,575.14)</u>	<u>(1,964,125.12)</u>	<u>(79,368.34)</u>	<u>-</u>
Net Gains/(Losses)							
Realized	45,269.86	(375,719.52)	(169,861.35)	(187,932.80)	(59,615.86)	(314,195.14)	-
Unrealized	4,826,683.43	(5,204,574.69)	(1,217,474.89)	(8,435,731.44)	(4,351,812.98)	(30,114.89)	-
	<u>4,871,953.29</u>	<u>(5,580,294.21)</u>	<u>(1,387,336.24)</u>	<u>(8,623,664.24)</u>	<u>(4,411,428.84)</u>	<u>(344,310.03)</u>	<u>-</u>
Ending Market Value	<u>189,758,297.75</u>	<u>182,808,549.21</u>	<u>182,502,129.89</u>	<u>174,264,374.51</u>	<u>168,472,470.50</u>	<u>170,185,415.43</u>	<u>-</u>

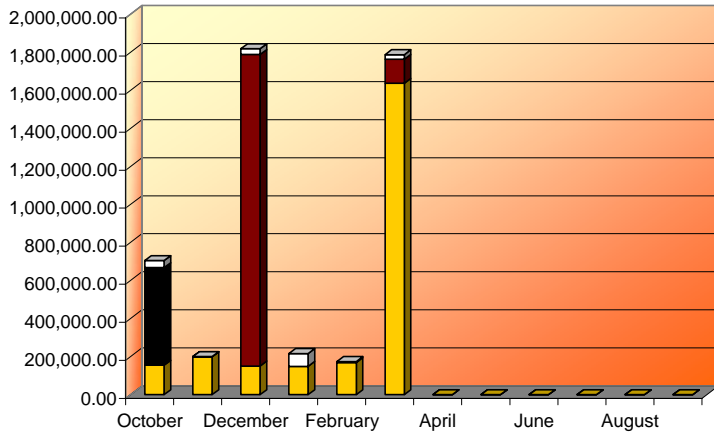
	<u>May</u>	<u>June</u>	<u>July</u>	<u>August</u>	<u>September</u>	<u>Current Qtr-to-Date</u>	<u>Fiscal Year-to-Date</u>
Beginning Market Value	-	-	-	-	-	184,744,030.24	184,744,030.24
Contributions to Fund							
Employee	-	-	-	-	-	504,900.50	2,459,439.98
Employer	-	-	-	-	-	1,637,010.25	1,762,763.09
State	-	-	-	-	-	513,249.46	513,249.46
Other	-	-	-	-	-	68,403.08	165,125.99
	<u>-</u>	<u>-</u>	<u>-</u>	<u>-</u>	<u>-</u>	<u>2,723,563.29</u>	<u>4,900,578.52</u>
Earnings							
Dividends	-	-	-	-	-	332,703.60	661,032.60
Interest	-	-	-	-	-	794,246.87	1,607,246.97
Accrued Interest Paid	-	-	-	-	-	36,838.67	15,251.59
	<u>-</u>	<u>-</u>	<u>-</u>	<u>-</u>	<u>-</u>	<u>1,163,789.14</u>	<u>2,283,531.16</u>
Less							
Benefit Payments	-	-	-	-	-	(3,574,591.80)	(5,380,549.45)
Expenses	-	-	-	-	-	(458,983.82)	(887,094.77)
	<u>-</u>	<u>-</u>	<u>-</u>	<u>-</u>	<u>-</u>	<u>(4,033,575.62)</u>	<u>(6,267,644.22)</u>
Net Gains/(Losses)							
Realized	-	-	-	-	-	(500,311.01)	(1,062,054.81)
Unrealized	-	-	-	-	-	(1,595,366.15)	(14,413,025.46)
	<u>-</u>	<u>-</u>	<u>-</u>	<u>-</u>	<u>-</u>	<u>(2,095,677.16)</u>	<u>(15,475,080.27)</u>
Ending Market Value	<u>-</u>	<u>-</u>	<u>-</u>	<u>-</u>	<u>-</u>	<u>182,502,129.89</u>	<u>170,185,415.43</u>

Fiscal Year's Market Value

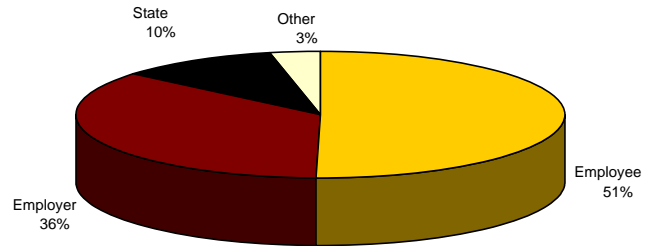


**POMPANO BEACH POLICE & FIREFIGHTERS' RETIREMENT SYSTEMS
ANALYSIS FOR CURRENT FISCAL YEAR
For the Year Ending SEPTEMBER 30, 2008**

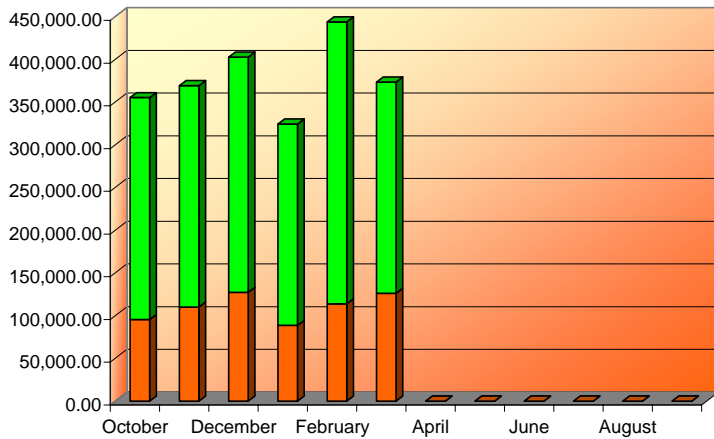
Fiscal Year's Contributions



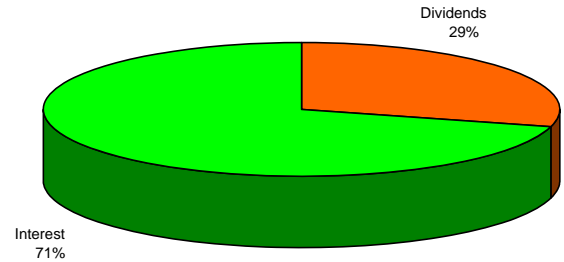
Contributions for the Fiscal Year



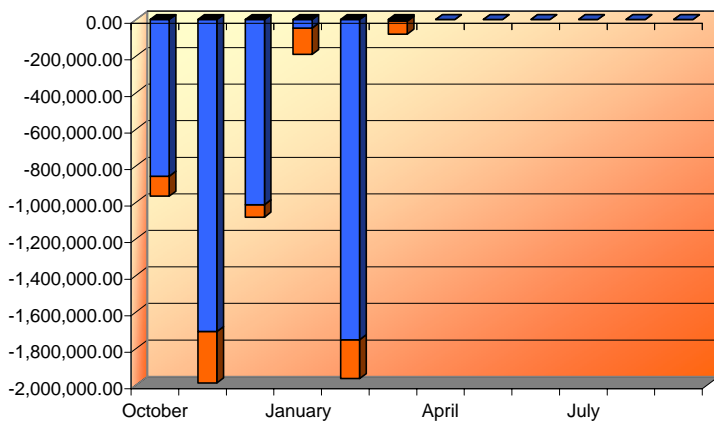
Fiscal Year's Income



Income for the Fiscal Year



Fiscal Year's Distributions



Distributions for the Fiscal Year

